
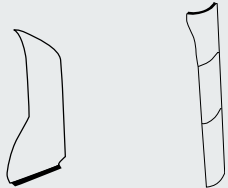


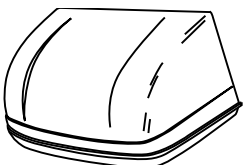
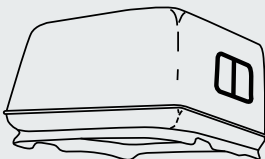
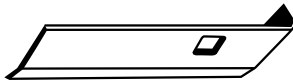


Couleur : blanc ic194 ou ic334

Mise en circulation après 2014

	Designation	Réf.	Hauteur	Largeur	Poids	
	<b>Déflecteur 3D fixe</b> Cabine simple <i>collage</i>	26.53 BRIN	550	2000	15 kg	
		26.53 M1RI	650	2000	17 kg	
		26.53 M2RI	750	2000	19 kg	
		26.53 HRI	850	2000	20 kg	
		26.53 THRI	950	2000	22 kg	
	<b>Anti-Vortex</b> Pour déflecteur fixe Cabine simple <i>collage</i>	AV26.53BRIN	550	2200	8 kg	
		AV26.53M1RIN	650	2200	8 kg	
		AV26.53M2RIN	750	2200	10 kg	
		AV26.53HRIN	850	2200	10 kg	
		AV26.53THRIN	950	2200	12 kg	
	<b>Déflecteur 3D positionnable</b> Cabine simple <i>collage</i>	30.53 B	450/650	2000	20 kg	
		30.53 H	650/950	2000	25 kg	
	<b>Déflecteur 3D positionnable</b> Double cabine <i>collage</i>	30.53 L	650/950	2000	30 kg	
	<b>Capucine profilée</b> Chassis cabine <i>Sur mesure</i> <i>Voir annexe 1.1</i> <i>vissage</i>	24.530	940	sans jeu	2090	45 kg
		24.531	790		2090	40 kg
		24.532	690		2090	35 kg
		24.533	590		2090	30 kg
	<b>Dôme couchette</b> <i>Voir annexe 1.3</i> <i>collage</i>	25.53 25.53ND	900	2000	85 kg	
	<b>Carénages latéraux</b> <i>Voir annexe 1.2</i> <i>vissage</i>	33.40	400	3020/ 6320	5 kg/ m	